








Suspension solutions for the Lotus Elise

	Lotus Stndrd	Lotus Sport	Nitron Single Adjustable (sport PRO)	Discontinued Nitron Single Adjustable (sport)	Nitron Double Adjustable (track)	Nitron Double Adjustable (race)	Ohlins Double Adjustable (track)	Sachs Single Adjustable
								
Type	coil-over damper	coil-over damper	coil-over damper	<i>coil-over damper</i>	coil-over w/ external reservoir	coil-over w/ external reservoir	coil-over w/ external reservoir	coil over damper
Compression /Rebound Adjustment	N/A	N/A	Low speed comp and reb	<i>Low speed comp and reb</i>	Low speed comp and reb	Low speed comp and reb	Low speed comp and reb	n/a
Weight (lbs)	Front: 5.65 Rear: 6.25	Front: 5.65 Rear: 6.25	Front: 4.60 Rear: 5.5	<i>Front: 4.60 Rear: 6.10</i>	Front: 6.40 Rear: 8.05	Front: 6.40 Rear: 8.05	Front: 5.00 Rear: 6.95	Front: 4.9 Rear: 5.85
Price (\$)	standard	\$2480(aprx)	\$2100	<i>\$2290</i>	\$2995	\$3995	\$2599	\$1650
Spring rates (lbf/in)	?	Front: 271 Rear: 371	Front: 525 Rear: 650	<i>Front: 425 Rear: 550</i>	Front: 475 Rear: 600	Custom order	Front: 326 Rear: 423	Front: 177 to 531 Rear: 424 to 708
Ride height adjustable (corner balance)	no	no	yes	<i>yes</i>	yes	yes	yes	yes
Street Rating*	10	6	7	<i>7</i>	6	5	7	10
Track Rating*	4	6	8	<i>8</i>	9	10	9	6
Compression adjustments	N/A	N/A	24	<i>24</i>	24		25	n/a
Rebound Adjustments	N/A	N/A	24	<i>24</i>	24		30	n/a
Street Setting recommendations	N/A	N/A	Front: -12 Rear: -14	<i>Front: -10 Rear: -12</i>	?	Custom	N/A	Front: -5 Rear: -4
Track Setting recommendations	N/A	N/A	Front: - 6 to -8 Rear: -8 to -10	<i>Front: - 10 Rear: -12</i>	?	Custom	All 4 corners: Comp: -18, Reb:-22	Front: -3 Rear: -2 or -1
Sector111 recommendations	Daily driver	Focused track use	Great all around	<i>Great all around</i>	Focused track use	Custom	Focused track, great road use	Street use w/ occasional track

*based on a scale from 1-10, measures how well the suspension matches optimal street or track use.

Suspension solutions for the Lotus Elise

*based on a scale from 1-10, measures how well the suspension matches optimal street or track use.